



CLASS-II

Subject- English

1. Solve these worksheets.

Verbs

Use these verbs to fill in the blanks below.

swim	play	drink	fly	wear
ride	write	drive	cut	read
ring	sing	draw	sleep	walk

1. You _____ a kite.
2. You _____ a car.
3. You _____ with a knife.
4. You _____ your uniform.
5. You _____ story books.
6. You _____ with a pen.
7. You _____ a bell.
8. You _____ a picture.
9. You _____ a horse.
10. You _____ games.
11. You _____ songs.
12. You _____ at night.
13. You _____ in the swimming pool.
14. You _____ along the road.
15. You _____ water.

2.

Complete the story


Grade 2 Sentences Worksheet

Complete the story with the types of words described.

Standing on a _____ (adjective) branch, a
 _____ (animal) was looking at the _____
 (food) left on the table. The _____ (same animal)
 checked to make sure no one was watching and jumped to the
 ground. That is when a _____ (noun) appeared and
 started chasing the _____ (adjective)
 _____ (same animal) away.

Without waiting, the _____ (same animal)
 _____ (verb) the _____ (same noun).

Finally alone, the _____
 (same animal) could eat the _____
 (same food) in peace.



3.



Name: _____

Adjectives

Underline the adjectives in each sentence.

1. The beautiful trees blew quietly in the wind.
2. They all had brown hair and green eyes.
3. "Tall boys at the front," called the teacher.
4. Sweet strawberries are the best!
5. I don't like yellow bananas. They are too soft.
6. The yellow flowers were tall and beautiful.
7. "Where are my thick pants?" asked his father.
8. There is a scary house at the end of the street.
9. The strong wind blew for hours and hours.
10. His large coffee was the best thing about his day.



My Daily Journal

Date: _____

Everything that happened today:

Feelings that I felt during the day:

Best part of today was:

Something I would change about today if I could:

Something I'm looking forward to tomorrow is:

ECO FRIENDLY ACTIVITY FOR MOTHER EARTH'. A GRATITUDE TO OUR MOTHER EARTH.

(SAY NO TO PLASTIC BAGS)

1. Make 10 badges by writing in the middle (SAY NO TO PLASTIC BAGS)
2. In your family, neighborhood or in the shop if someone is using polythene bags give them one badge and request them not to use plastic bags as it's very harmful for our MOTHER EARTH. It is also detrimental for stray animals. These plastic bags stuck on their neck while eating the garbages and they may die.
3. Request while giving these badges to spread this message to at least 10 people by doing the same.

Sample of the badge..



Subject- Hindi

A) प्रश्नों के उत्तर लिखें :--

1. डी.ए.वी का पूरा नाम क्या है?
2. आर्य समाज की स्थापना किसने की?
3. 'प्र' से शुरू होने वाले 6 शब्द लिखिए।
4. जिसके पास ज्ञान का भंडार हो वे क्या कहलाते हैं?
5. कायर कौन कहलाते हैं?
6. लोग स्वामी जी से क्या वायदा करते थे?
7. भारत माँ के लिए सब बच्चे कैसे हैं?
8. सोहन हलवाई के साथ कौन है?
9. राजू के माता-पिता उसे क्या छोड़ने को कहते?
10. राजू कौन सी कक्षा में पढ़ता था?

B) अभ्यास पुस्तिका से पेज 55 कॉपी में लिखिए और याद कीजिए।

परियोजना कार्य :-- मिट्टी अथवा आटे से दीपक बनकर सुंदर से सजाइए।

गृह कार्य कॉपी में दीपावली पर 10 वाक्य लिखिए।

Subject – Maths

1. Fill in the blanks: -

a. $6 \times 3 = \underline{\quad}$

b. $8 \times 9 = \underline{\quad}$

c. $2 \times 3 = \underline{\quad}$

d. $7 \times 6 = \underline{\quad}$

e. $5 \times 0 = \underline{\quad}$

f. $4 \times 6 = \underline{\quad}$

g. $1 \times 10 = \underline{\quad}$

h. $0 \times 4 = \underline{\quad}$

i. $2 \times 0 = \underline{\quad}$

j. $6 \times 8 = \underline{\quad}$

2. Prepare a clock: -

a) Half Past 3

b) 8 O'clock

3. Write odd or even in the given space.

NUMBER

ODD / EVEN

a) Your mobile number

b) Your Date of birth

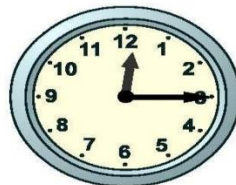
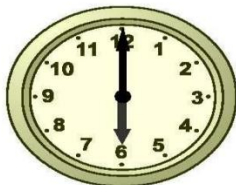
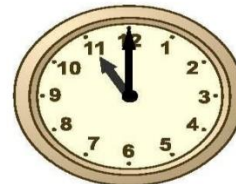
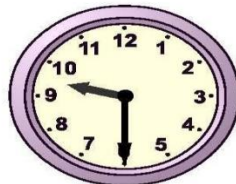
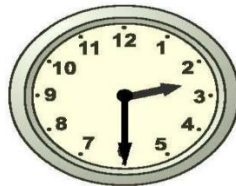
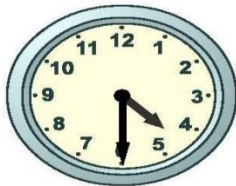
c) Your Roll number

4. Fill the blank with the product of the number

X	2	0	8
7			
5			
9			

5.

What time is it?



6. Answer the following: -

Read each clue. Write the answer.

January	February	March	April	May	June	July
August	September	October	November	December		

1. First month of the year January
2. Last month of the year _____
3. Month after June _____
4. Month before September _____
5. Month between May and July _____
6. Second month of the year _____
7. Tenth month of the year _____
8. Third month of the year _____
9. Month between March and May _____
10. Fifth month of the year _____
11. Month before October _____
12. Month before December _____

7. A children have 10 balloons each. How many balloons are there in all?

8. 7 boxes have 7 beads each. How many beads are there in all?

9. How many 5 are there in 30?

10. 7 men have 3 books each. What is the total number of books?

PROJECT WORK

Make a clock with the help of Thermocole and 2 needles.

Subject- EVS

Do it in homework copy.

A. Write true or false against each statement

1. All plants leave for many years _____.
2. The stem of a Shrub is called a trunk _____.
3. All plants leave for many years _____.
4. The finger is a example of climbers _____.
5. Plant is a climber _____.

B. Give two examples of each of the following.

1. Trees


2. Creepers

3. Herbs

4. Domestic animals

5. Wild animals

C. Draw it and colour the beautiful peacock.



Project work

Paste 5 pictures of living and non-living things each on chart paper.

Subject- Computer

1. Write the steps to start the computer.
2. Write the steps to shut down the computer.
3. Write the name of any five icons of the desktop.
4. What do you mean by keyboard? Write the name of different types of keys of the keyboard.
5. Write the use of the following keys: -
 - a) Alphabet keys
 - b) Arrow keys
 - c) Caps Lock key
 - d) Number Keys
 - e) Shift key
6. Explain different uses of mouse. (From Pg. No-39)
7. Write the steps to open WordPad. (From Pg. No- 38)

Project Work

8. Draw, colour and label the picture of mouse.

SUBJECT - DRAWING

SL.NO.	CLASS	ASSIGNMENT
1.	II	MASK MAKING

